

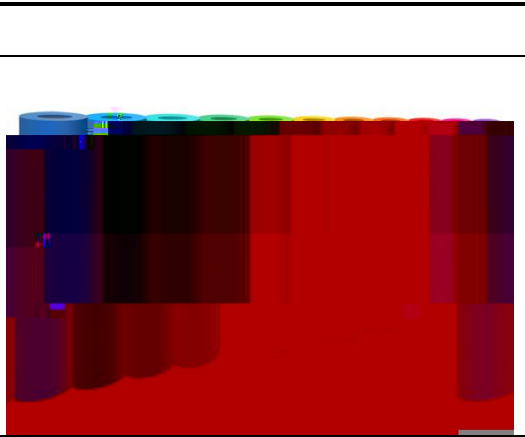
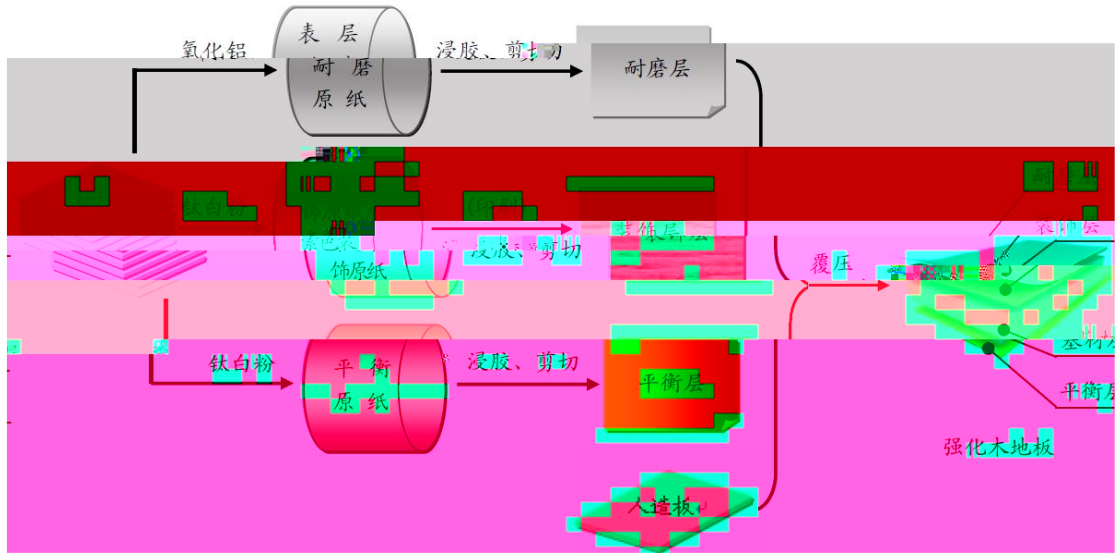
**A**




A

.....	1
.....	2
.....	3
.....	13
.....	15
.....	16
.....	17
.....	18
.....	19
.....	20
.....	26
.....	26
.....	27
.....	27

	Qifeng New Material Co., Ltd.
	49,468.5819
	2001 6 25
	22
	002521
	0533-7785585



$\text{Al}_2\text{O}_3$



360

~

**1**

	<b>2023.3.31</b>	<b>2022.12.31</b>	<b>2021.12.31</b>	<b>2020.12.31</b>
	302,146.86	299,355.42	352,548.57	334,626.30
	179,183.32	174,029.46	154,335.09	138,856.94
	481,330.18	473,384.87	506,883.67	473,483.25
	125,199.38	116,954.10	146,011.39	124,857.15
	1,441.52	1,584.14	2,000.21	1,430.09
	126,640.89	118,538.24	148,011.60	126,287.24
	354,339.69	354,522.92	358,622.19	347,045.12
	354,689.29	354,846.63	358,872.06	347,196.00

**2**

	<b>2023 1-3</b>	<b>2022</b>	<b>2021</b>	<b>2020</b>
	79,609.97	311,864.09	370,195.65	281,090.91
	27.64	221.16	19,070.63	18,882.77
	168.31	39.08	18,307.15	18,631.95

	-157.35	921.43	16,622.92	16,203.99
	-183.22	847.58	16,523.93	15,991.66
/	-0.00	0.02	0.33	0.32
/	-0.00	0.02	0.33	0.32

**3**

	<b>2023</b>	<b>1-3</b>	<b>2022</b>	<b>2021</b>	<b>2020</b>
	11,292.08		-35,674.37	25,426.89	46,887.11
	6,611.34		13,377.61	-10,814.43	-15,993.92
	388.11		6,887.81	-7,120.69	-13,287.27
	18,266.99		-15,223.52	7,419.98	17,495.71

**4**

	<b>2023</b>	<b>1-3</b>	<b>2022</b>	<b>2021</b>	<b>2020</b>
		-10.73	-1,095.61	-269.09	-201.80

5

	2023.3.31/ 2023 1-3	2022.12.31/ 2022	2021.12.31/ 2021	2020.12.31/ 2020
	2.41	2.56	2.41	2.68
	1.94	1.97	2.07	2.41
	26.31%	25.04%	29.20%	26.67%
	4.74	4.59	5.32	3.73
	4.68	4.83	7.84	6.41
	3,968.49	16,765.11	35,255.60	34,291.09
	8.36	8.23	18.02	22.48
	0.23	-0.72	0.51	0.95
	0.37	-0.31	0.15	0.35

1 = - / 1 3 / 2 4  
/ = / + /2 5 =  
= / + + /2 6 = =  
+ + + 7 8  
/ + 9

2 2023 1-3

1

1

2

3

4

						2023	3	31
		81.26	2011	9	1		102.39	2021
7	12	20.64%		51.68	2015	12	29	57.24%

5

			281,090.91		370,195.65
311,864.09	79,609.97				15,991.66
16,523.93	847.58	-183.22	2023	1-3	
79,609.97			-183.22		
5.02%	108.91%				

6

14.39% 10.87% 7.85% 6.01%

2

1

			72,418.02		66,672.49
69,101.98	65,218.65				21.64% 18.91%
23.08%	21.59%				

2

	33,652.73	50,530.82
--	-----------	-----------

68,481.69      59,337.41  
22.88%    19.64%

10.06%    14.33%

**3**

**4**

**5**

1

2

3

**6**

1

2

3800mm

3

7

1

2

3

4

5%

A

1.00

—

88,888,890

136,739,078

27.64%

30%

44,444,445

68,369,539

44,444,445

68,369,539

$$\frac{20}{20} \times \frac{2023 \text{ 3 7}}{20} = \frac{4.50}{20} \text{ A } 80\%$$

$$P1 = P0 - D$$

$$P1 = P0 / (1 + N)$$

$$P1 = (P0 - D) / (1 + N)$$

	P1		P0		D
N					
2023 4 25		2022		2022	
		2022 12 31		494,685,819	
	10			1.00	



2010

1

2

3

4

5

6

7

8

9

,

2023 3 6

2023 3 7

2023 7 13

2023 7

14

2023

2023 3 23

2023

2023 3 24

20

2019

2021

		9	5.1	/				10	3.4	/
					11	1	/			
			12		1.76				120	/
				13		2			80	/
								31		
		18			30	/			10	/
						10	/			

2035

2021

1	8
2	3800mm
3	
4	/
5	
6	

**1**

2023

A

**2**

2023

4.50 / 2022

2023

4.50 /

4.40 /

**3**

2023 3 23

2023

2023

2023

2023

2023

**1**

**2**





2023

4

2023

80% 2022 4.50 / 2023 4.50 / 4.40 /

2023 3 7 20 2023 A

5

36

6

2023

7

A

1

1

2

3

4

5

6

7

8

9

10

888

021-23180000

021-23187700

,

A

A

